

HCS-5100 Series Digital Infrared Language Distribution System

HCS-5100 Series Digital Infrared Language Distribution System	4.3
HCS-5100M Series Digital Infrared Transmitters	4.4
HCS-5100MAF/04N 4 CHs Digital Infrared Transmitter (compatible with HCS-4385U/50 or HCS-4100M/HCS-8300M, optical fiber interface).....	4.4
HCS-5100MAF/08N 8 CHs Digital Infrared Transmitter (compatible with HCS-4385U/50 or HCS-4100M/HCS-8300M, optical fiber interface).....	4.6
HCS-5100MA/04N 4 CHs Digital Infrared Transmitter (compatible with HCS-4385U/50 or HCS-4100M/HCS-8300M).....	4.9
HCS-5100MA/08N 8 CHs Digital Infrared Transmitter (compatible with HCS-4385U/50 or HCS-4100M/HCS-8300M).....	4.11
HCS-5100MC/04N 4 CHs Digital Infrared Transmitter.....	4.13
HCS-5100MC/08N 8 CHs Digital Infrared Transmitter.....	4.15
HCS-5100MC/16N 16 CHs Digital Infrared Transmitter.....	4.17
HCS-5100T Series Digital Infrared Radiators	4.20
HCS-5100T/15S Multi-Channel Digital Infrared Radiator (15 W, 75 Ω).....	4.20
HCS-5100T/25S Multi-Channel Digital Infrared Radiator (25 W, 75 Ω).....	4.21
HCS-5100T/35S Multi-Channel Digital Infrared Radiator (35 W, 75 Ω).....	4.22
HCS-5100TBZJ Wall-Mounting Bracket.....	4.23
HCS-5100R Series Digital infrared Receivers	4.24
HCS-5100R/04 4 CHs Digital Infrared Receiver (LCD, language display, optional rechargeable battery pack or 2xAA alkaline cells, black).....	4.24
HCS-5100R/08 8 CHs Digital Infrared Receiver (LCD, language display, optional rechargeable battery pack or 2xAA alkaline cells, black).....	4.24
HCS-5100R/16 16 CHs Digital Infrared Receiver (LCD, language display, optional rechargeable battery pack or 2xAA alkaline cells, black).....	4.24
HCS-5100R/32 32 CHs Digital Infrared Receiver (LCD, language display, optional rechargeable battery pack or 2xAA alkaline cells, black).....	4.24
HCS-5100R_W/04 4 CHs Digital Infrared Receiver (LCD, language display, optional rechargeable battery pack or 2xAA alkaline cells, white).....	4.24
HCS-5100R_W/08 8 CHs Digital Infrared Receiver (LCD, language display, optional rechargeable battery pack or 2xAA alkaline cells, white).....	4.24
HCS-5100R_W/16 16 CHs Digital Infrared Receiver (LCD, language display, optional rechargeable battery pack or 2xAA alkaline cells, white).....	4.24
HCS-5100R_W/32 32 CHs Digital Infrared Receiver (LCD, language display, optional rechargeable battery pack or 2xAA alkaline cells, white).....	4.24
HCS-5100RA/04 4 CHs Digital Infrared Receiver (LCD, language display, 2xAA alkaline cells, black).....	4.26
HCS-5100RA/08 8 CHs Digital Infrared Receiver (LCD, language display, 2xAA alkaline cells, black).....	4.26
HCS-5100RA/16 16 CHs Digital Infrared Receiver (LCD, language display, 2xAA alkaline cells, black).....	4.26
HCS-5100RA/32 32 CHs Digital Infrared Receiver (LCD, language display, 2xAA alkaline cells, black).....	4.26
HCS-5100RA_W/04 4 CHs Digital Infrared Receiver (LCD, language display, 2xAA alkaline cells, black, white).....	4.26
HCS-5100RA_W/08 8 CHs Digital Infrared Receiver (LCD, language display, 2xAA alkaline cells, black, white).....	4.26
HCS-5100RA_W/16 16 CHs Digital Infrared Receiver (LCD, language display, 2xAA alkaline cells, black, white).....	4.26
HCS-5100RA_W/32 32 CHs Digital Infrared Receiver (LCD, language display, 2xAA alkaline cells, black, white).....	4.26

Accessories	4.28
HCS-5100CHG/60 IR Receiver Charging Case (60 pcs/case).....	4.28
HCS-5100KS IR Receiver Storage Case (100 pcs/case).....	4.28
BNC Connector BNC Connector (plug).....	4.28
HCS-5100PA Headphone.....	4.29
HCS-5100PB Headphone.....	4.29
EP-820AS Single Earphone (TRS connector, Ring: NC).....	4.29
EP-828 Single Earphone (TRS connector, Ring: NC).....	4.29
EP-829SW Single Earphone (Built-in magnetic control switch, TRS connector, Ring: NC).....	4.30
HCS-5100BAT-16 Ni-MH Rechargeable Battery Pack.....	4.30
RG-59 Coaxial-cable (75 Ω) (unit: meter).....	4.30
RG-6/U Coaxial-cable (75 Ω) (unit: meter).....	4.30
HCS-851A/02 Interpreter Booth (accommodates 2 interpreters).....	4.31
HCS-851A/03 Interpreter Booth (accommodates 3 interpreters).....	4.32
HCS-851K Interpreter Booth Shipping Case (for HCS-851A/02).....	4.31
HCS-851KT Interpreter Booth Shipping Case (for HCS-851A/03, HCS-851K needed).....	4.32

HCS-5100 Series Digital Infrared Language Distribution System

Overview

After the launch of the HCS-4100/20 Fully Digital Conference System, TAIDEN has now enhanced its existing product lines with the HCS-5100 Digital Infrared Language Distribution System. This system - providing superb sound quality - adopts TAIDEN independent intellectual property chipset and is compliant to international standard for digital IR systems. HCS-5100 system also features complete language name display, 270° super wide reception angle and transmitter combination mode, making it the world's most advanced IR language distribution system. Interpretations will always arrive in perfect condition, as the digital infrared language distribution system integrates seamlessly TAIDEN HCS-4100/50 Fully Digital Congress system and interpreter unit.



TAIDEN TDIR03 digital infrared processing chip

Fully Certificated, Comprehensive Compatibility

HCS-5100 series is compliant to IEC 61603-7 and IEC 60914, moreover, compatible with any other IR system compliant to IEC 61603-7.

IEC 61603: Transmission of audio and/or video and related signals using infrared radiation

IEC 61603-Part 7: Digital audio signals for conference and similar applications

IEC 60914: Conference systems - Electrical and audio requirements



Features

- Compliant to IEC 61603-7 and IEC 60914
- Compatible with any other IR system compliant to IEC 61603-7
- Capable of distributing a maximum of 4, 8, 16 or 32 audio channels
- Immune to interference from HF-driven lighting
- Flexible configuration of channels and channel quality modes
- LCD receiver display shows channel number and complete language name
- Automatic synchronization: number of available channels is the same as number of channels in use by the system
- 270° super wide reception angle
- Works without errors, even in bright sunlight
- Combination mode
- Bypass mode, used for signal distribution to multiple rooms
- Delay compensation for cable transmission
- Audio frequency response: 20 Hz ~ 20 kHz (perfect mode), weighted S/N >80 dBA
- Freedom of movement within the range of IR power radiator
- Conference privacy is guaranteed as infrared signals do not pass through opaque walls or ceilings
- The infrared communication frees users from worries about eavesdropping and radio interference inherent to radio wave-based wireless communications



System Environmental Conditions

Transport temperature.....	-40 °C ~ +70 °C
Operating temperature.....	0 °C ~ +45 °C
Max. relative humidity.....	<95% (not condensing)
Safety.....	Compliant to EN 60065
EMC emission.....	Compliant to EN 55022
EMC immunity.....	Compliant to EN 55024
EMC approvals.....	CE, FCC
Power harmonics.....	Compliant to EN 61000-3-2
Voltage fluctuations and flicker.....	Compliant to EN 61000-3-3

HCS-5100MAF/04N 4 CHs Digital Infrared Transmitter



Features

- Compliant to IEC 61603-7 and IEC 60914
- Compatible with any other IR simultaneous interpretation system compliant to IEC 61603-7
- DQPSK digital modulation/demodulation technology
- Capable of distributing a maximum of 4 audio channels
- Conference hall privacy; the congress venue itself acts as a barrier to infrared signals escaping and being overheard, as infrared is unable to pass through opaque objects such as walls
- Suitable for various kinds (small/medium/large international) of conference halls and outdoor venues
- Transmitting in 2~8 MHz frequency band eliminates disturbance from high frequency lighting systems
- Each audio channel can be assigned a language name for easy identification
- Flexible configuration of channels and channel quality modes:
 - ⌚ Mono, standard quality, maximum 4 channels
 - ⌚ Mono, perfect quality, maximum 2 channels
 - ⌚ Stereo, standard quality, maximum 2 channels
 - ⌚ Stereo, perfect quality, maximum 1 channel
- Adjustable sensitivity for each input to enable fine tuning of audio levels
- Automatic synchronization to the number of channels in use by the system
- "Bypass" mode for distribution of signals from another transmitter allows multiple rooms to be used
- Combination mode: two N channel IR transmitters can be combined to form a 2N channel system, at most 8 channels
- During adjournment, music mode can be used to feed music to all channels
- Independent test facility: self-generates diverse frequencies for system debugging
- Built-in infrared emitters in transmitter for audio monitoring in operating room
- With optical fiber interface, DCS interface and 6P-DIN connector for connecting to HCS-8300M or HCS-4100M/50 Congress Main Unit directly, moreover, with 4 interpretation output channels for recording
- Universal mains power facility allows worldwide use

The transmitter is the heart of the HCS-5100 system. HCS-5100MAF/04N accepts and modulates up to 4 unbalanced audio signals onto carrier waves which are transmitted to radiators located in the room. It can either be connected to HCS-8300M congress main unit and HCS-4100M/50 congress main unit directly, or be used as a stand-alone system for distributing external audio signals. HCS-5100MAF/04N is suitable for either tabletop or 19-inch rack mounting using. Four feet (for tabletop) and two brackets (for rack mounting) are supplied.

Controls and Indicators

- Graphic LCD with back-lighting displays status and menu of the system configuration, supporting multi language menu
- Four buttons for configuration
- Power switch
- Monitor channel select knob
- Monitor volume control knob
- Mini IR radiators

Interconnections

- Ø 3.5 mm jack for stereo monitor earphone
- 2 female XLR connectors for external audio inputs to connect auxiliary balanced audio signals such as music, floor language or emergency audio signal
- 4 audio signal output connectors (RCA sockets) for output DCS multi-channel audio
- 4 audio signal input connectors (RCA sockets) to connect external unbalanced audio input signals
- 6 BNC connectors for output HF signal to radiator. To each connector, up to 30 radiators can be connected
- 1 BNC connector for receiving HF signal from another transmitter
- 6P-DIN connector for connecting to HCS-4385U/50 Interpreter Unit or HCS-8300M/HCS-4100M Congress Main Unit
- Optical fiber interface and DCS interface (RJ45 standard socket) for connecting to HCS-8300M/HCS-4100M Congress Main Unit
- 2 × USB interfaces to upgrade system and to save system parameters.
- Ethernet and RS232 ports for connection to computer
- Emergency signal interface: when the public emergency system is active, alarm signal can be fed to all channels automatically
- Extension interface
- Power supply socket

Technical Specifications

System Specifications

Modulation	DQPSK, according to IEC 61603-7
Modulation frequency	
Carriers 0 to 5	2 to 6 MHz, according to IEC 61603-7
Carriers 6 and 7	up to 8 MHz
Frequency response	20 Hz to 10 kHz (-3dB) at standard quality; 20 Hz to 20 kHz (-3dB) at perfect quality
THD at 1 kHz	<0.05%
Isolation	>80 dB
Dynamic range	>80 dB
Weighted SNR	>80 dBA

Electrical

Unbalanced audio inputs	-12 dBV to +12 dBV nominal
Balanced audio inputs	-6 dBV to +18 dBV nominal
Emergency switch connector	Emergency control input
Headphone output	32 Ohm to 2 kOhm
HF input	Nominal 1 Vpp, minimum 10 mVpp, 75 Ohm
HF output	1 Vpp, 6 V DC, 75 Ohm
Power supply	AC 100 V - 240 V, 50 Hz / 60 Hz
Power consumption	Maximum 55 W

Mechanical

Mounting	Brackets for 19" rack mounting or fixing to a table top; detachable feet for free-standing use on a table top
Dimensions h x w x d (mm)	99 × 430 × 325
Weight	7.5 kg
Color	White

Ordering Information

HCS-5100MAF/04N	4 CHs Digital Infrared Transmitter (compatible with HCS-4385U/50 or HCS-4100M/HCS-8300M, optical fiber interface)
-----------------	--

HCS-5100MAF/08N 8 CHs Digital Infrared Transmitter



Features

- Compliant to IEC 61603-7 and IEC 60914
- Compatible with any other IR simultaneous interpretation system compliant to IEC 61603-7
- DQPSK digital modulation/demodulation technology
- Capable of distributing a maximum of 8 audio channels
- Conference hall privacy; the congress venue itself acts as a barrier to infrared signals escaping and being overheard, as infrared is unable to pass through opaque objects such as walls
- Suitable for various kinds (small/medium/large international) of conference halls and outdoor venues
- Transmitting in 2~8 MHz frequency band eliminates disturbance from high frequency lighting systems
- Each audio channel can be assigned a language name for easy identification
- Flexible configuration of channels and channel quality modes:
 - ⌚ Mono, standard quality, maximum 8 channels
 - ⌚ Mono, perfect quality, maximum 4 channels
 - ⌚ Stereo, standard quality, maximum 4 channels
 - ⌚ Stereo, perfect quality, maximum 2 channels
- Adjustable sensitivity for each input to enable fine tuning of audio levels
- Automatic synchronization to the number of channels in use by the system
- "Bypass" mode for distribution of signals from another transmitter allows multiple rooms to be used
- Combination mode: two N channel IR transmitters can be combined to form a 2N channel system, at most 16 channels
- During adjournment, music mode can be used to feed music to all channels
- Independent test facility: self-generates diverse frequencies for system debugging
- Built-in infrared emitters in transmitter for audio monitoring in operating room
- With optical fiber interface, DCS interface and 6P-DIN connector for connecting to HCS-8300M or HCS-4100M/50 Congress Main Unit directly, moreover, with 8 interpretation output channels for recording
- Universal mains power facility allows worldwide use

The transmitter is the heart of the HCS-5100 system. HCS-5100MAF/08N accepts and modulates up to 8 unbalanced audio signals onto carrier waves which are transmitted to radiators located in the room. It can either be connected to HCS-8300M congress main unit and HCS-4100M/50 congress main unit directly, or be used as a stand-alone system for distributing external audio signals. HCS-5100MAF/08N is suitable for either tabletop or 19-inch rack mounting using. Four feet (for tabletop) and two brackets (for rack mounting) are supplied.

Controls and Indicators

- Graphic LCD with back-lighting displays status and menu of the system configuration, supporting multi language menu
- Four buttons for configuration
- Power switch
- Monitor channel select knob
- Monitor volume control knob
- Mini IR radiators

Interconnections

- Ø 3.5 mm jack for stereo monitor earphone
- 2 female XLR connectors for external audio inputs to connect auxiliary balanced audio signals such as music, floor language or emergency audio signal
- 8 audio signal output connectors (RCA sockets) for output DCS multi-channel audio
- 8 audio signal input connectors (RCA sockets) to connect external unbalanced audio input signals
- 6 BNC connectors for output HF signal to radiator. To each connector, up to 30 radiators can be connected
- 1 BNC connector for receiving HF signal from another transmitter
- 6P-DIN connector for connecting to HCS-4385U/50 Interpreter Unit or HCS-8300M/HCS-4100M Congress Main Unit
- Optical fiber interface and DCS interface (RJ45 standard socket) for connecting to HCS-8300M/HCS-4100M Congress Main Unit
- 2 × USB interfaces to upgrade system and to save system parameters.
- Ethernet and RS232 ports for connection to computer
- Emergency signal interface: when the public emergency system is active, alarm signal can be fed to all channels automatically
- Extension interface
- Power supply socket

Technical Specifications

System Specifications

Modulation.....DQPSK, according to IEC 61603-7
Modulation frequency
Carriers 0 to 5.....2 to 6 MHz, according to IEC 61603-7
Carriers 6 and 7.....up to 8 MHz
Frequency response.....20 Hz to 10 kHz (-3dB) at standard quality;
20 Hz to 20 kHz (-3dB) at perfect quality
THD at 1 kHz.....<0.05%
Isolation.....>80 dB
Dynamic range.....>80 dB
Weighted SNR.....>80 dBA

Electrical

Unbalanced audio inputs.....-12 dBV to +12 dBV nominal
Balanced audio inputs.....-6 dBV to +18 dBV nominal
Emergency switch connector.....Emergency control input
Headphone output.....32 Ohm to 2 kOhm
HF input.....Nominal 1 Vpp, minimum 10 mVpp, 75 Ohm
HF output.....1 Vpp, 6 V DC, 75 Ohm
Power supply.....AC 100 V - 240 V, 50 Hz / 60 Hz
Power consumption.....Maximum 55 W

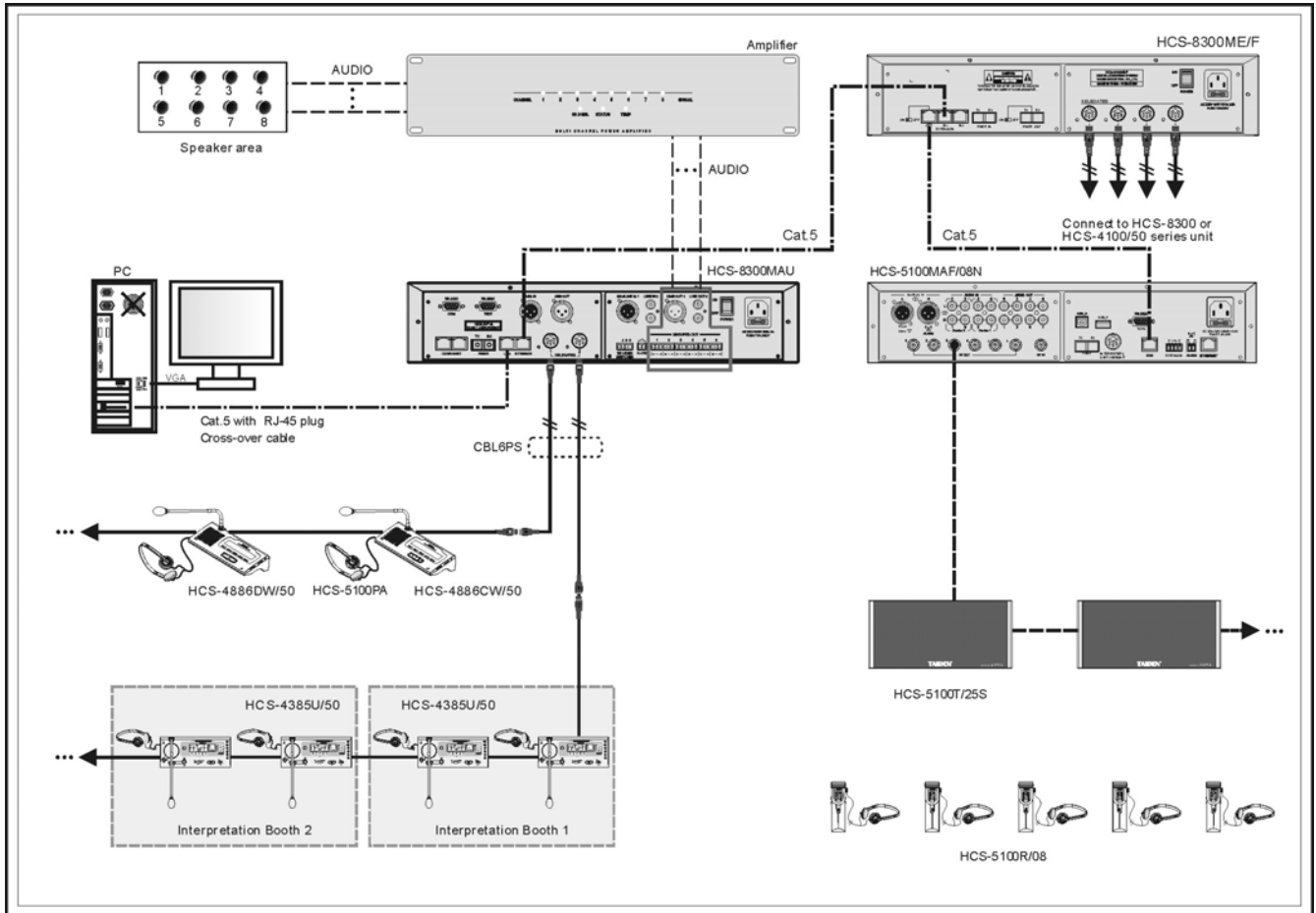
Mechanical

Mounting.....Brackets for 19" rack mounting or fixing to a table top;
detachable feet for free-standing use on a table top
Dimensions h x w x d (mm).....99 x 430 x 325
Weight.....7.5 kg
Color.....White

Ordering Information

HCS-5100MAF/08N.....8 CHs Digital Infrared Transmitter
(compatible with HCS-4385U/50
or HCS-4100M/HCS-8300M,
optical fiber interface)

System Connection



HCS-5100MA/04N 4 CHs Digital Infrared Transmitter



Features

- Compliant to IEC 61603-7 and IEC 60914
- Compatible with any other IR simultaneous interpretation system compliant to IEC 61603-7
- DQPSK digital modulation/demodulation technology
- Capable of distributing a maximum of 4 audio channels
- Conference hall privacy; the congress venue itself acts as a barrier to infrared signals escaping and being overheard, as infrared is unable to pass through opaque objects such as walls
- Suitable for various kinds (small/medium/large international) of conference halls and outdoor venues
- Transmitting in 2~8 MHz frequency band eliminates disturbance from high frequency lighting systems
- Each audio channel can be assigned a language name for easy identification
- Flexible configuration of channels and channel quality modes:
 - ⌚ Mono, standard quality, maximum 4 channels
 - ⌚ Mono, perfect quality, maximum 2 channels
 - ⌚ Stereo, standard quality, maximum 2 channels
 - ⌚ Stereo, perfect quality, maximum 1 channel
- Adjustable sensitivity for each input to enable fine tuning of audio levels
- Automatic synchronization to the number of channels in use by the system
- "Bypass" mode for distribution of signals from another transmitter allows multiple rooms to be used
- Combination mode: two N channel IR transmitters can be combined to form a 2N channel system, at most 8 channels
- During adjournment, music mode can be used to feed music to all channels
- Independent test facility: self-generates diverse frequencies for system debugging
- Built-in infrared emitters in transmitter for audio monitoring in operating room
- With DCS interfaces and 6P-DIN connector for connecting to HCS-8300M or HCS-4100M/50 Congress Main Unit directly, moreover, with 4 interpretation output channels for recording
- Universal mains power facility allows worldwide use

The transmitter is the heart of the HCS-5100 system. HCS-5100MA/04N accepts and modulates up to 4 unbalanced audio signals onto carrier waves which are transmitted to radiators located in the room. It can either be connected to HCS-8300M congress main unit and HCS-4100M/50 congress main unit directly, or be used as a stand-alone system for distributing external audio signals. HCS-5100MA/04N is suitable for either tabletop or 19-inch rack mounting using. Four feet (for tabletop) and two brackets (for rack mounting) are supplied.

Controls and Indicators

- Graphic LCD with back-lighting displays status and menu of the system configuration, supporting multi language menu
- Four buttons for configuration
- Power switch
- Monitor channel select knob
- Monitor volume control knob
- Mini IR radiators

Interconnections

- Ø 3.5 mm jack for stereo monitor earphone
- 2 female XLR connectors for external audio inputs to connect auxiliary balanced audio signals such as music, floor language or emergency audio signal
- 4 audio signal output connectors (RCA sockets) for output DCS multi-channel audio
- 4 audio signal input connectors (RCA sockets) to connect external unbalanced audio input signals
- 6 BNC connectors for output HF signal to radiator. To each connector, up to 30 radiators can be connected
- 1 BNC connector for receiving HF signal from another transmitter
- 6P-DIN connector for connecting to HCS-4385U/50 Interpreter Unit or HCS-8300M/HCS-4100M Congress Main Unit
- DCS interfaces (RJ45 standard sockets) for connecting to HCS-8300M/HCS-4100M Congress Main Unit
- 2 × USB interfaces to upgrade system and to save system parameters.
- Ethernet and RS232 ports for connection to computer
- Emergency signal interface: when the public emergency system is active, alarm signal can be fed to all channels automatically
- Extension interface
- Power supply socket

Technical Specifications

System Specifications

Modulation	DQPSK, according to IEC 61603-7
Modulation frequency	
Carriers 0 to 5	2 to 6 MHz, according to IEC 61603-7
Carriers 6 and 7	up to 8 MHz
Frequency response	20 Hz to 10 kHz (-3dB) at standard quality; 20 Hz to 20 kHz (-3dB) at perfect quality
THD at 1 kHz	<0.05%
Isolation	>80 dB
Dynamic range	>80 dB
Weighted SNR	>80 dBA

Electrical

Unbalanced audio inputs	-12 dBV to +12 dBV nominal
Balanced audio inputs	-6 dBV to +18 dBV nominal
Emergency switch connector	Emergency control input
Headphone output	32 Ohm to 2 kOhm
HF input	Nominal 1 Vpp, minimum 10 mVpp, 75 Ohm
HF output	1 Vpp, 6 V DC, 75 Ohm
Power supply	AC 100 V - 240 V, 50 Hz / 60 Hz
Power consumption	Maximum 55 W

Mechanical

Mounting	Brackets for 19" rack mounting or fixing to a table top; detachable feet for free-standing use on a table top
Dimensions h x w x d (mm)	99 × 430 × 325
Weight	7.5 kg
Color	White

Ordering Information

HCS-5100MA/04N	4 CHs Digital Infrared Transmitter (compatible with HCS-4385U/50 or HCS-4100M/HCS-8300M)
----------------	--

HCS-5100MA/08N 8 CHs Digital Infrared Transmitter



Features

- Compliant to IEC 61603-7 and IEC 60914
- Compatible with any other IR simultaneous interpretation system compliant to IEC 61603-7
- DQPSK digital modulation/demodulation technology
- Capable of distributing a maximum of 8 audio channels
- Conference hall privacy; the congress venue itself acts as a barrier to infrared signals escaping and being overheard, as infrared is unable to pass through opaque objects such as walls
- Suitable for various kinds (small/medium/large international) of conference halls and outdoor venues
- Transmitting in 2~8 MHz frequency band eliminates disturbance from high frequency lighting systems
- Each audio channel can be assigned a language name for easy identification
- Flexible configuration of channels and channel quality modes:
 - ⌚ Mono, standard quality, maximum 8 channels
 - ⌚ Mono, perfect quality, maximum 4 channels
 - ⌚ Stereo, standard quality, maximum 4 channels
 - ⌚ Stereo, perfect quality, maximum 2 channels
- Adjustable sensitivity for each input to enable fine tuning of audio levels
- Automatic synchronization to the number of channels in use by the system
- "Bypass" mode for distribution of signals from another transmitter allows multiple rooms to be used
- Combination mode: two N channel IR transmitters can be combined to form a 2N channel system, at most 16 channels
- During adjournment, music mode can be used to feed music to all channels
- Independent test facility: self-generates diverse frequencies for system debugging
- Built-in infrared emitters in transmitter for audio monitoring in operating room
- With DCS interfaces and 6P-DIN connector for connecting to HCS-8300M or HCS-4100M/50 Congress Main Unit directly, moreover, with 8 interpretation output channels for recording
- Universal mains power facility allows worldwide use

The transmitter is the heart of the HCS-5100 system. HCS-5100MA/08N accepts and modulates up to 8 unbalanced audio signals onto carrier waves which are transmitted to radiators located in the room. It can either be connected to HCS-8300M congress main unit and HCS-4100M/50 congress main unit directly, or be used as a stand-alone system for distributing external audio signals. HCS-5100MA/08N is suitable for either tabletop or 19-inch rack mounting using. Four feet (for tabletop) and two brackets (for rack mounting) are supplied.

Controls and Indicators

- Graphic LCD with back-lighting displays status and menu of the system configuration, supporting multi language menu
- Four buttons for configuration
- Power switch
- Monitor channel select knob
- Monitor volume control knob
- Mini IR radiators

Interconnections

- Ø 3.5 mm jack for stereo monitor earphone
- 2 female XLR connectors for external audio inputs to connect auxiliary balanced audio signals such as music, floor language or emergency audio signal
- 8 audio signal output connectors (RCA sockets) for output DCS multi-channel audio
- 8 audio signal input connectors (RCA sockets) to connect external unbalanced audio input signals
- 6 BNC connectors for output HF signal to radiator. To each connector, up to 30 radiators can be connected
- 1 BNC connector for receiving HF signal from another transmitter
- 6P-DIN connector for connecting to HCS-4385U/50 Interpreter Unit or HCS-8300M/HCS-4100M Congress Main Unit
- DCS interfaces (RJ45 standard sockets) for connecting to HCS-8300M/HCS-4100M Congress Main Unit
- 2 × USB interfaces to upgrade system and to save system parameters.
- Ethernet and RS232 ports for connection to computer
- Emergency signal interface: when the public emergency system is active, alarm signal can be fed to all channels automatically
- Extension interface
- Power supply socket

Technical Specifications**System Specifications**

Modulation.....	DQPSK, according to IEC 61603-7
Modulation frequency	
Carriers 0 to 5.....	2 to 6 MHz, according to IEC 61603-7
Carriers 6 and 7.....	up to 8 MHz
Frequency response.....	20 Hz to 10 kHz (-3dB) at standard quality; 20 Hz to 20 kHz (-3dB) at perfect quality
THD at 1 kHz.....	<0.05%
Isolation.....	>80 dB
Dynamic range.....	>80 dB
Weighted SNR.....	>80 dBA

Electrical

Unbalanced audio inputs.....	-12 dBV to +12 dBV nominal
Balanced audio inputs.....	-6 dBV to +18 dBV nominal
Emergency switch connector.....	Emergency control input
Headphone output.....	32 Ohm to 2 kOhm
HF input.....	Nominal 1 Vpp, minimum 10 mVpp, 75 Ohm
HF output.....	1 Vpp, 6 V DC, 75 Ohm
Power supply.....	AC 100 V - 240 V, 50 Hz / 60 Hz
Power consumption.....	Maximum 55 W

Mechanical

Mounting.....	Brackets for 19" rack mounting or fixing to a table top; detachable feet for free-standing use on a table top
Dimensions h x w x d (mm).....	99 × 430 × 325
Weight.....	7.5 kg
Color.....	White

Ordering Information

HCS-5100MA/08N.....	8 CHs Digital Infrared Transmitter (compatible with HCS-4385U/50 or HCS-4100M/HCS-8300M)
---------------------	--

HCS-5100MC/04N 4 CHs Digital Infrared Transmitter



Features

- Compliant to IEC 61603-7 and IEC 60914
- Compatible with any other IR simultaneous interpretation system compliant to IEC 61603-7
- DQPSK digital modulation/demodulation technology
- Capable of distributing a maximum of 4 audio channels
- Conference hall privacy; the congress venue itself acts as a barrier to infrared signals escaping and being overheard, as infrared is unable to pass through opaque objects such as walls
- Suitable for various kinds (small/medium/large international) of conference halls and outdoor venues
- Transmitting in 2~8 MHz frequency band eliminates disturbance from high frequency lighting systems
- Each audio channel can be assigned a language name for easy identification
- Flexible configuration of channels and channel quality modes:
 - ⌚ Mono, standard quality, maximum 4 channels
 - ⌚ Mono, perfect quality, maximum 2 channels
 - ⌚ Stereo, standard quality, maximum 2 channels
 - ⌚ Stereo, perfect quality, maximum 1 channel
- Adjustable sensitivity for each input to enable fine tuning of audio levels
- Automatic synchronization to the number of channels in use by the system
- "Bypass" mode for distribution of signals from another transmitter allows multiple rooms to be used
- Combination mode: two N channel IR transmitters can be combined to form a 2N channel system, at most 8 channels
- During adjournment, music mode can be used to feed music to all channels
- Independent test facility: self-generates diverse frequencies for system debugging
- Built-in infrared emitters in transmitter for audio monitoring in operating room
- Universal mains power facility allows worldwide use

The transmitter is the heart of the HCS-5100 system. HCS-5100MC/04N accepts and modulates up to 4 unbalanced audio signals onto carrier waves which are transmitted to radiators located in the room. It can either be connected to HCS-8300M congress main unit and HCS-4100M/50 congress main unit directly, or be used as a stand-alone system for distributing external audio signals. HCS-5100MC/04N is suitable for either tabletop or 19-inch rack mounting using. Four feet (for tabletop) and two brackets (for rack mounting) are supplied.

Controls and Indicators

- Graphic LCD with back-lighting displays status and menu of the system configuration, supporting multi language menu
- Four buttons for configuration
- Power switch
- Monitor channel select knob
- Monitor volume control knob
- Mini IR radiators

Interconnections

- Ø 3.5 mm jack for stereo monitor earphone
- 2 female XLR connectors for external audio inputs to connect auxiliary balanced audio signals such as music, floor language or emergency audio signal
- 4 audio signal input connectors (RCA sockets) to connect external unbalanced audio input signals
- 6 BNC connectors for output HF signal to radiator. To each connector, up to 30 radiators can be connected
- 1 BNC connector for receiving HF signal from another transmitter
- 2 × USB interfaces to upgrade system and to save system parameters.
- Ethernet and RS232 ports for connection to computer
- Emergency signal interface: when the public emergency system is active, alarm signal can be fed to all channels automatically
- Extension interface
- Power supply socket

Technical Specifications**System Specifications**

Modulation.....	DQPSK, according to IEC 61603-7
Modulation frequency	
Carriers 0 to 5.....	2 to 6 MHz, according to IEC 61603-7
Carriers 6 and 7.....	up to 8 MHz
Frequency response.....	20 Hz to 10 kHz (-3dB) at standard quality; 20 Hz to 20 kHz (-3dB) at perfect quality
THD at 1 kHz.....	<0.05%
Isolation.....	>80 dB
Dynamic range.....	>80 dB
Weighted SNR.....	>80 dBA

Electrical

Unbalanced audio inputs.....	-12 dBV to +12 dBV nominal
Balanced audio inputs.....	-6 dBV to +18 dBV nominal
Emergency switch connector.....	Emergency control input
Headphone output.....	32 Ohm to 2 kOhm
HF input.....	Nominal 1 Vpp, minimum 10 mVpp, 75 Ohm
HF output.....	1 Vpp, 6 V DC, 75 Ohm
Power supply.....	AC 100 V - 240 V, 50 Hz / 60 Hz
Power consumption.....	Maximum 55 W

Mechanical

Mounting.....	Brackets for 19" rack mounting or fixing to a table top; detachable feet for free-standing use on a table top
Dimensions h x w x d (mm).....	99 x 430 x 325
Weight.....	7.5 kg
Color.....	White

Ordering Information

HCS-5100MC/04N.....	4 CHs Digital Infrared Transmitter
---------------------	------------------------------------

HCS-5100MC/08N 8 CHs Digital Infrared Transmitter



Features

- Compliant to IEC 61603-7 and IEC 60914
- Compatible with any other IR simultaneous interpretation system compliant to IEC 61603-7
- DQPSK digital modulation/demodulation technology
- Capable of distributing a maximum of 8 audio channels
- Conference hall privacy; the congress venue itself acts as a barrier to infrared signals escaping and being overheard, as infrared is unable to pass through opaque objects such as walls
- Suitable for various kinds (small/medium/large international) of conference halls and outdoor venues
- Transmitting in 2~8 MHz frequency band eliminates disturbance from high frequency lighting systems
- Each audio channel can be assigned a language name for easy identification
- Flexible configuration of channels and channel quality modes:
 - ⌚ Mono, standard quality, maximum 8 channels
 - ⌚ Mono, perfect quality, maximum 4 channels
 - ⌚ Stereo, standard quality, maximum 4 channels
 - ⌚ Stereo, perfect quality, maximum 2 channels
- Adjustable sensitivity for each input to enable fine tuning of audio levels
- Automatic synchronization to the number of channels in use by the system
- "Bypass" mode for distribution of signals from another transmitter allows multiple rooms to be used
- Combination mode: two N channel IR transmitters can be combined to form a 2N channel system, at most 16 channels
- During adjournment, music mode can be used to feed music to all channels
- Independent test facility: self-generates diverse frequencies for system debugging
- Built-in infrared emitters in transmitter for audio monitoring in operating room
- Universal mains power facility allows worldwide use

The transmitter is the heart of the HCS-5100 system. HCS-5100MC/08N accepts and modulates up to 8 unbalanced audio signals onto carrier waves which are transmitted to radiators located in the room. It can either be connected to HCS-8300M congress main unit and HCS-4100M/50 congress main unit through HCS-8300MO series audio output device, or be used as a stand-alone system for distributing external audio signals. HCS-5100MC/08N is suitable for either tabletop or 19-inch rack mounting using. Four feet (for tabletop) and two brackets (for rack mounting) are supplied.

Controls and Indicators

- Graphic LCD with back-lighting displays status and menu of the system configuration, supporting multi language menu
- Four buttons for configuration
- Power switch
- Monitor channel select knob
- Monitor volume control knob
- Mini IR radiators

Interconnections

- Ø 3.5 mm jack for stereo monitor earphone
- 2 female XLR connectors for external audio inputs to connect auxiliary balanced audio signals such as music, floor language or emergency audio signal
- 8 audio signal input connectors (RCA sockets) to connect external unbalanced audio input signals
- 6 BNC connectors for output HF signal to radiator. To each connector, up to 30 radiators can be connected
- 1 BNC connector for receiving HF signal from another transmitter
- 2 × USB interfaces to upgrade system and to save system parameters.
- Ethernet and RS232 ports for connection to computer
- Emergency signal interface: when the public emergency system is active, alarm signal can be fed to all channels automatically
- Extension interface
- Power supply socket

Technical Specifications

System Specifications

Modulation.....DQPSK, according to IEC 61603-7
Modulation frequency
Carriers 0 to 5.....2 to 6 MHz, according to IEC 61603-7
Carriers 6 and 7.....up to 8 MHz
Frequency response.....20 Hz to 10 kHz (-3dB) at standard quality;
20 Hz to 20 kHz (-3dB) at perfect quality
THD at 1 kHz.....<0.05%
Isolation.....>80 dB
Dynamic range.....>80 dB
Weighted SNR.....>80 dBA
Input range.....-12 dBV ~ +12 dBV
(adjustable)

Electrical

Unbalanced audio inputs.....-12 dBV to +12 dBV nominal
Balanced audio inputs.....-6 dBV to +18 dBV nominal
Emergency switch connector.....Emergency control input
Headphone output.....32 Ohm to 2 kOhm
HF input.....Nominal 1 Vpp, minimum 10 mVpp, 75 Ohm
HF output.....1 Vpp, 6 V DC, 75 Ohm
Power supply.....AC 100 V - 240 V, 50 Hz / 60 Hz
Power consumption.....Maximum 55 W

Mechanical

Mounting.....Brackets for 19" rack mounting or fixing to a table top;
detachable feet for free-standing use on a table top
Dimensions h x w x d (mm).....99 × 430 × 325
Weight.....7.5 kg
Color.....White

Ordering Information

HCS-5100MC/08N.....8 CHs Digital Infrared Transmitter

HCS-5100MC/16N 16 CHs Digital Infrared Transmitter



The transmitter is the heart of the HCS-5100 system. HCS-5100MC/16N accepts and modulates up to 32 unbalanced audio signals onto carrier waves which are transmitted to radiators located in the room. It can either be connected to HCS-8300M congress main unit and HCS-4100M/50 congress main unit through HCS-8300MO series audio output device, or be used as a stand-alone system for distributing external audio signals. HCS-5100MC/16N is suitable for either tabletop or 19-inch rack mounting using. Four feet (for tabletop) and two brackets (for rack mounting) are supplied.

Features

- Compliant to IEC 61603-7 and IEC 60914
- Compatible with any other IR simultaneous interpretation system compliant to IEC 61603-7
- DQPSK digital modulation/demodulation technology
- Capable of distributing a maximum of 16 audio channels
- Conference hall privacy; the congress venue itself acts as a barrier to infrared signals escaping and being overheard, as infrared is unable to pass through opaque objects such as walls
- Suitable for various kinds (small/medium/large international) of conference halls and outdoor venues
- Transmitting in 2~8 MHz frequency band eliminates disturbance from high frequency lighting systems
- Each audio channel can be assigned a language name for easy identification
- Flexible configuration of channels and channel quality modes:
 - ⌚ Mono, standard quality, maximum 16 channels
 - ⌚ Mono, perfect quality, maximum 8 channels
 - ⌚ Stereo, standard quality, maximum 8 channels
 - ⌚ Stereo, perfect quality, maximum 4 channels
- Adjustable sensitivity for each input to enable fine tuning of audio levels
- Automatic synchronization to the number of channels in use by the system
- "Bypass" mode for distribution of signals from another transmitter allows multiple rooms to be used
- Combination mode: two N channel IR transmitters can be combined to form a 2N channel system, at most 32 channels
- During adjournment, music mode can be used to feed music to all channels
- Independent test facility: self-generates diverse frequencies for system debugging
- Built-in infrared emitters in transmitter for audio monitoring in operating room
- Universal mains power facility allows worldwide use

Controls and Indicators

- Graphic LCD with back-lighting displays status and menu of the system configuration, supporting multi language menu
- Four buttons for configuration
- Power switch
- Monitor channel select knob
- Monitor volume control knob
- Mini IR radiators

Interconnections

- Ø 3.5 mm jack for stereo monitor earphone
- 2 female XLR connectors for external audio inputs to connect auxiliary balanced audio signals such as music, floor language or emergency audio signal
- 16 audio signal input connectors (RCA sockets) to connect external unbalanced audio input signals
- 6 BNC connectors for output HF signal to radiator. To each connector, up to 30 radiators can be connected
- 1 BNC connector for receiving HF signal from another transmitter
- 2 × USB interfaces to upgrade system and to save system parameters.
- Ethernet and RS232 ports for connection to computer
- Emergency signal interface: when the public emergency system is active, alarm signal can be fed to all channels automatically
- Extension interface
- Power supply socket

Technical Specifications

System Specifications

Modulation.....DQPSK, according to IEC 61603-7
Modulation frequency
Carriers 0 to 5.....2 to 6 MHz, according to IEC 61603-7
Carriers 6 and 7.....up to 8 MHz
Frequency response.....20 Hz to 10 kHz (-3dB) at standard quality;
20 Hz to 20 kHz (-3dB) at perfect quality
THD at 1 kHz.....<0.05%
Isolation.....>80 dB
Dynamic range.....>80 dB
Weighted SNR.....>80 dBA

Electrical

Unbalanced audio inputs.....-12 dBV to +12 dBV nominal
Balanced audio inputs.....-6 dBV to +18 dBV nominal
Emergency switch connector.....Emergency control input
Headphone output.....32 Ohm to 2 kOhm
HF input.....Nominal 1 Vpp, minimum 10 mVpp, 75 Ohm
HF output.....1 Vpp, 6 V DC, 75 Ohm
Power supply.....AC 100 V - 240 V, 50 Hz / 60 Hz
Power consumption.....Maximum 55 W

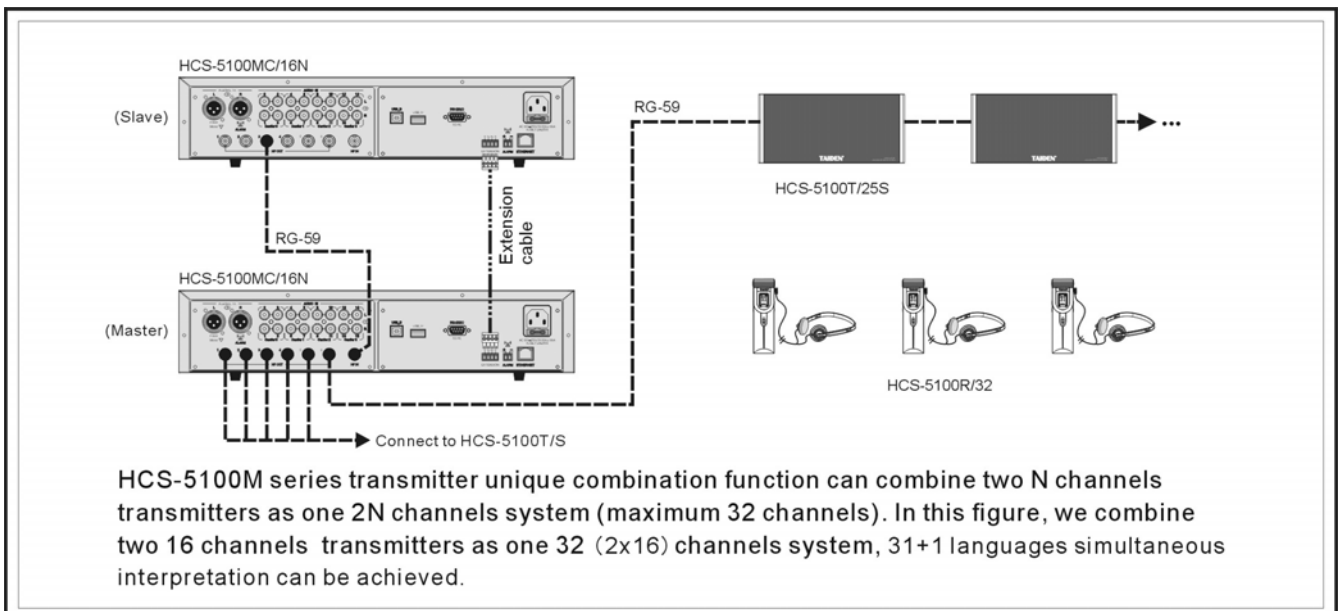
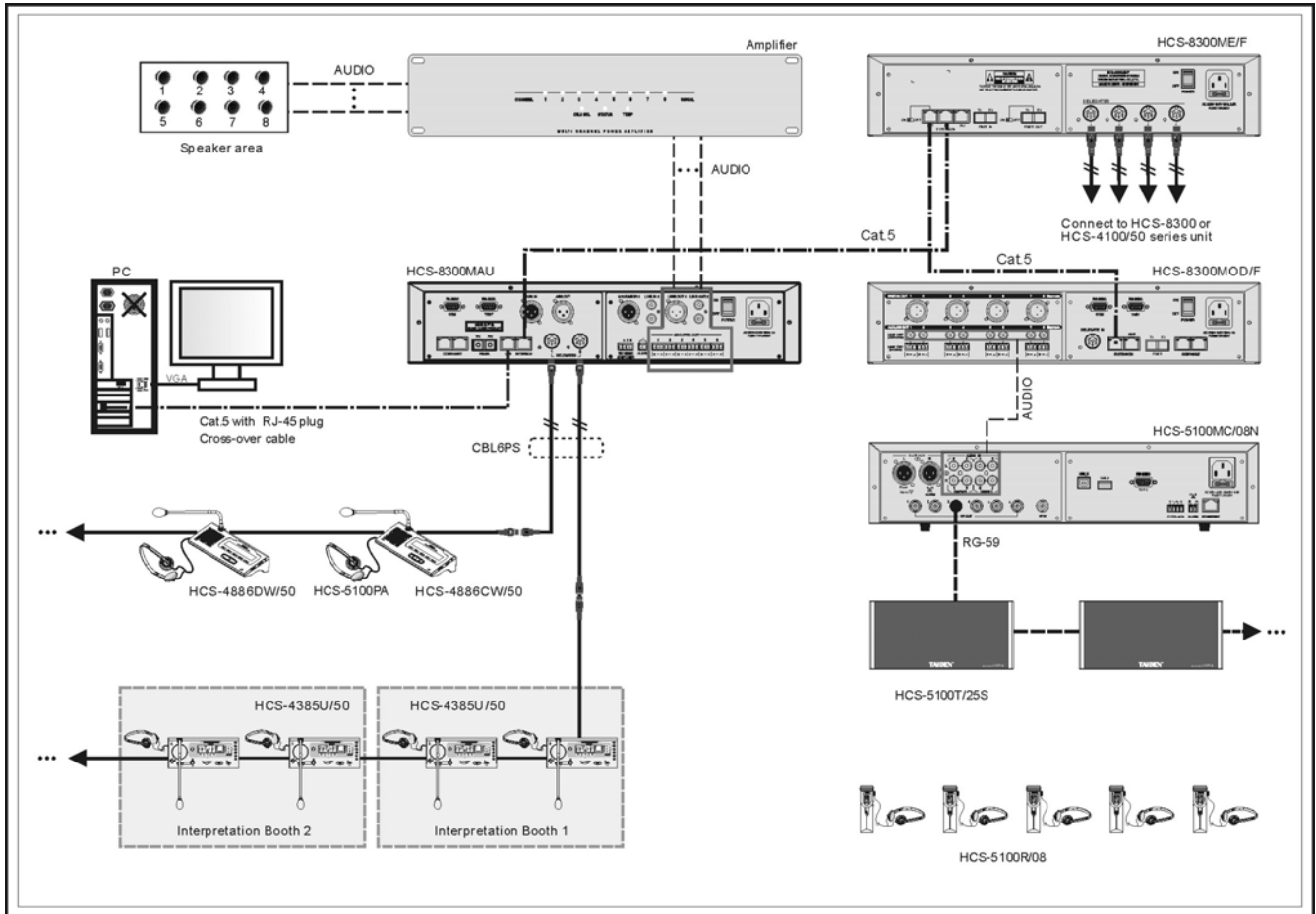
Mechanical

Mounting.....Brackets for 19" rack mounting or fixing to a table top;
detachable feet for free-standing use on a table top
Dimensions h x w x d (mm).....99 × 430 × 325
Weight.....7.5 kg
Color.....White

Ordering Information

HCS-5100MC/16N.....16 CHs Digital Infrared Transmitter

System Connection



HCS-5100T/15S Multi-Channel Digital Infrared Radiator



Features

- Compliant to IEC 61603-7 and IEC 60914
- Compatible with any other IR simultaneous interpretation system compliant to IEC 61603-7
- Standby indication, working indication, failure indication
- Installation: fixed up by bracket or tripod (various mounting methods supported), 10 radiation angles
- Half-transmitting angle : $\pm 22^\circ$
- Emission power: 15 W
- Power consumption: 35 W
- Maximum radiation range: 30 meters
- Synchronization ON/OFF with transmitter
- Automatic gain control
- Temperature control: if temperature is too high, control switches to half-power with LED indication
- Manual half-power switch on the rear, convenient for small conferences
- Delay compensation for differences in cable lengths between transmitter and radiators

The radiator receives carrier signals generated by the transmitter and emits infrared radiation, carrying up to 32 audio distribution channels. Radiators are connected to the HF (BNC) connectors of the IR transmitter. A maximum of 30 daisy chained radiators can be connected to each output.

Controls and Indicators

- Power indicator
- Temperature protection indicator
- Input signal indicator
- Fault indicator
- Output power switch
- Delay compensation indicator
- Delay compensation buttons (-/+)

Interconnections

- HF input and output connectors (2 x BNC) for connection to transmitter and loop-through to other radiators

Technical Specifications

Electrical and optical

Modulation.....DQPSK, according to IEC 61603-7
 Modulation frequency:
 Carriers 0 to 5.....2 to 6 MHz, according to IEC 61603-7
 Carriers 6 and 7.....Up to 8 MHz
 Angle of half intensity..... $\pm 22^\circ$
 HF input.....Nominal 1 Vpp, minimum 10 mVpp, 75 Ohm
 HF output.....1 Vpp, 6 V DC, 75 Ohm
 Power supply.....AC 100 V-120 V 60 Hz or AC 220 V-240 V 50 Hz
 Power consumption.....35 W
 Power consumption (standby).....8 W

Mechanical

Mounting.....Suspension bracket for direct ceiling mounting; mounting plates for floor stands; wall mounting bracket HCS-5100TBZJ can be used for fixing radiator to wall surfaces
 Dimensions h x w x d (mm).....245 x 450 x 145
 Weight.....5.0 kg
 Front color.....Claret

Ordering Information

HCS-5100T/15S.....Multi-Channel Digital Infrared Radiator
 (15 W, 75 Ω)

HCS-5100T/25S Multi-Channel Digital Infrared Radiator



Features

- Compliant to IEC 61603-7 and IEC 60914
- Compatible with any other IR simultaneous interpretation system compliant to IEC 61603-7
- Standby indication, working indication, failure indication
- Installation: fixed up by bracket or tripod (various mounting methods supported), 10 radiation angles
- Half-transmitting angle : $\pm 22^\circ$
- Emission power: 25 W
- Power consumption: 75 W
- Maximum radiation range: 50 meters
- Synchronization ON/OFF with transmitter
- Automatic gain control
- Temperature control: if temperature is too high, control switches to half-power with LED indication
- Manual half-power switch on the rear, convenient for small conferences
- Delay compensation for differences in cable lengths between transmitter and radiators

The radiator receives carrier signals generated by the transmitter and emits infrared radiation, carrying up to 32 audio distribution channels. Radiators are connected to the HF (BNC) connectors of the IR transmitter. A maximum of 30 daisy chained radiators can be connected to each output.

Controls and Indicators

- Power indicator
- Temperature protection indicator
- Input signal indicator
- Fault indicator
- Output power switch
- Delay compensation indicator
- Delay compensation buttons (-/+)

Interconnections

- HF input and output connectors (2 x BNC) for connection to transmitter and loop-through to other radiators

Technical Specifications

Electrical and optical

Modulation.....DQPSK, according to IEC 61603-7
 Modulation frequency:
 Carriers 0 to 5.....2 to 6 MHz, according to IEC 61603-7
 Carriers 6 and 7.....Up to 8 MHz
 Angle of half intensity..... $\pm 22^\circ$
 HF input.....Nominal 1 Vpp, minimum 10 mVpp, 75 Ohm
 HF output.....1 Vpp, 6 V DC, 75 Ohm
 Power supply.....AC 100 V-120 V 60 Hz or AC 220 V-240 V 50 Hz
 Power consumption.....75 W
 Power consumption (standby).....8 W

Mechanical

Mounting.....Suspension bracket for direct ceiling mounting; mounting plates for floor stands; wall mounting bracket HCS-5100TBZJ can be used for fixing radiator to wall surfaces
 Dimensions h x w x d (mm).....245 x 450 x 145
 Weight.....5.0 kg
 Front color.....Claret

Ordering Information

HCS-5100T/25S.....Multi-Channel Digital Infrared Radiator
 (25 W, 75 Ω)

HCS-5100T/35S Multi-Channel Digital Infrared Radiator



Features

- Compliant to IEC 61603-7 and IEC 60914
- Compatible with any other IR simultaneous interpretation system compliant to IEC 61603-7
- Standby indication, working indication, failure indication
- Installation: fixed up by bracket or tripod (various mounting methods supported), 10 radiation angles
- Half-transmitting angle: $\pm 22^\circ$
- Emission power: 35 W
- Power consumption: 150 W
- Maximum radiation range: 97 meters
- Synchronization ON/OFF with transmitter
- Automatic gain control
- Temperature control: if temperature is too high, control switches to half-power with LED indication
- Manual half-power switch on the rear, convenient for small conferences
- Delay compensation for differences in cable lengths between transmitter and radiators

The radiator receives carrier signals generated by the transmitter and emits infrared radiation, carrying up to 32 audio distribution channels. Radiators are connected to the HF (BNC) connectors of the IR transmitter. A maximum of 30 daisy chained radiators can be connected to each output.

Controls and Indicators

- Power indicator
- Temperature protection indicator
- Input signal indicator
- Fault indicator
- Output power switch
- Delay compensation indicator
- Delay compensation buttons (-/+)

Interconnections

- HF input and output connectors (2 x BNC) for connection to transmitter and loop-through to other radiators

Technical Specifications

Electrical and optical

Modulation.....DQPSK, according to IEC 61603-7
 Modulation frequency:
 Carriers 0 to 5.....2 to 6 MHz, according to IEC 61603-7
 Carriers 6 and 7.....Up to 8 MHz
 Angle of half intensity..... $\pm 22^\circ$
 HF input.....Nominal 1 Vpp, minimum 10 mVpp, 75 Ohm
 HF output.....1 Vpp, 6 V DC, 75 Ohm
 Power supply.....AC 100 V-120 V 60 Hz or AC 220 V-240 V 50 Hz
 Power consumption.....150 W
 Power consumption (standby).....8 W

Mechanical

Mounting.....Suspension bracket for direct ceiling mounting; mounting plates for floor stands; wall mounting bracket HCS-5100TBZJ can be used for fixing radiator to wall surfaces
 Dimensions h x w x d (mm).....305 x 500 x 145
 Weight.....6.5 kg
 Front color.....Claret

Ordering Information

HCS-5100T/35S.....Multi-Channel Digital Infrared Radiator
 (35 W, 75 Ω)

HCS-5100TBZJ Wall-Mounting Bracket



Features

- Wall mounting bracket, can be used for fixing radiator to wall surface

Technical Specifications

Mechanical

Dimensions h x w x d (mm).....203× 200 × 285
Weight.....1.6 kg
Color.....Silver

Ordering Information

HCS-5100TBZJ.....Wall-Mounting Bracket

HCS-5100R Digital Infrared Receivers



Features

- Compliant to IEC 61603-7 and IEC 60914
- Compatible with any other IR simultaneous interpretation system compliant to IEC 61603-7
- Independent intellectual property chipset for digital infrared processor, and DQPSK digital modulation/demodulation technology
- Transmitting in 2~8 MHz frequency band eliminates disturbance from high frequency lighting systems
- Channel selection via up/down button, at most 4,8,16 or 32 channels available
- Back-lighting LCD display with channel number, language name, battery and signal status indication
- Number of available channels is always the same as the number of channels in use by the system, eliminating the need to scroll through unused channels
- Adjustable volume
- Unique 270° super wide reception angle, ensuring perfect sound quality even when casually placed
- Audio signal automatically muted when signal is too low, ensuring that the user receives only high quality audio
- Ergonomically compact and elegant design
- Lightweight and handy receiver in conjunction with single earphone (EP-820AS/EP-828/EP-829SW) or headphone (HCS-5100PA/HCS-5100PB) for easy and comfortable use
- Can be hung over the neck via a nice strap or fit into the shirt pocket
- Freedom of movement within the range of IR power radiator
- No limit to the receiver number within the IR power radiation range
- Works without errors, even in bright sunlight
- Built-in high precision rechargeable circuitry to prolong battery life
- Can be used with disposable batteries (2×AA alkaline batteries, not included) or environmentally-friendly Ni-MH rechargeable battery pack (not included)
- No power consumption when headphone is disconnected
- Measurement mode for easy checking of radiator coverage
- Can be equipped with alarm system to prevent loss
- Can work with HCS-5300 digital infrared wireless conference system and achieve up to 1+3 channels infrared wireless simultaneous interpretation

HCS-5100R is a series of IR receivers, which can receive up to 32 language channels. Both rechargeable Ni-MH battery and disposable battery can be used. The receiver is equipped with channel selector, volume control, power switch, Ø 3.5 mm stereo earphone jack, and charging circuit on the PCB. A LCD displays channel number with language name, received signal intensity, battery capacity and volume.

Controls and Indicators

- LCD displays channel number, language name, battery capacity, signal intensity and volume
- Power switch
- Channel selector buttons
- Volume control buttons

Interconnections

- Ø 3.5 mm stereo earphone jack
- Charging contacts

Technical Specifications

System Specifications

ModulationDQPSK, according to IEC 61603-7
Modulation frequency	
Carriers 0 to 52 to 6 MHz, according to IEC 61603-7
Carriers 6 and 7up to 8 MHz
Frequency response20 Hz to 10 kHz (-3dB) at standard quality; 20 Hz to 20 kHz (-3dB) at perfect quality
THD at 1 KHz<0.05%
Isolation>80 dB
Dynamic range>80 dB
Weighted SNR>80 dBA
Input range-12 dBV ~ +12 dBV (adjustable)

Electrical

IR irradiance level4 mW/m ² per carrier
Angle of sensitivity270°
Headphone output level at 2.4 V450 mVrms (speech at maximum volume, 32 Ohm headphone)
Headphone output freq. range20 Hz to 20 kHz
Headphone output impedance32 Ohm to 2 kOhm
Max. SNR>80 dBA
Supply voltage1.8 V to 3.6 V, nominal 2.4 V
Power consumption	
Normal (at 2.4 V)38 mA (32 Ohm headphone)
Headphone jack unplugged0 mA
Battery life	
2×AA alkaline cells70 hours
Rechargeable battery pack42 hours

Mechanical

Dimensions h x w x d (mm).....155 × 46 × 24
 Weight
 Excl. batteries.....80 g
 Incl. batteries.....135 g
 Color.....Black/White

Ordering Information

HCS-5100R/04.....4 CHs Digital Infrared Receiver
 (LCD, language display,
 optional rechargeable battery
 pack or 2xAA alkaline cells,
 black)

HCS-5100R/08.....8 CHs Digital Infrared Receiver
 (LCD, language display,
 optional rechargeable battery
 pack or 2xAA alkaline cells,
 black)

HCS-5100R/16.....16 CHs Digital Infrared Receiver
 (LCD, language display,
 optional rechargeable battery
 pack or 2xAA alkaline cells,
 black)

HCS-5100R/32.....32 CHs Digital Infrared Receiver
 (LCD, language display,
 optional rechargeable battery
 pack or 2xAA alkaline cells,
 black)

HCS-5100R_W/04.....4 CHs Digital Infrared Receiver
 (LCD, language display,
 optional rechargeable battery
 pack or 2xAA alkaline cells,
 white)

HCS-5100R_W/08.....8 CHs Digital Infrared Receiver
 (LCD, language display,
 optional rechargeable battery
 pack or 2xAA alkaline cells,
 white)

HCS-5100R_W/16.....16 CHs Digital Infrared Receiver
 (LCD, language display,
 optional rechargeable battery
 pack or 2xAA alkaline cells,
 white)

HCS-5100R_W/32.....32 CHs Digital Infrared Receiver
 (LCD, language display,
 optional rechargeable battery
 pack or 2xAA alkaline cells,
 white)

HCS-5100RA Digital Infrared Receivers



Features

- Compliant to IEC 61603-7 and IEC 60914
- Compatible with any other IR simultaneous interpretation system compliant to IEC 61603-7
- Independent intellectual property chipset for digital infrared processor, and DQPSK digital modulation/demodulation technology
- Transmitting in 2~8 MHz frequency band eliminates disturbance from high frequency lighting systems
- Channel selection via up/down button, at most 4,8,16 or 32 channels available
- Back-lighting LCD display with channel number, language name, battery and signal status indication
- Number of available channels is always the same as the number of channels in use by the system, eliminating the need to scroll through unused channels
- Adjustable volume
- Unique 270° super wide reception angle, ensuring perfect sound quality even when casually placed
- Audio signal automatically muted when signal is too low, ensuring that the user receives only high quality audio
- Ergonomically compact and elegant design
- Lightweight and handy receiver in conjunction with single earphone (EP-820AS/EP-828/EP-829SW) or headphone (HCS-5100PA/HCS-5100PB) for easy and comfortable use
- Can be hung over the neck via a nice strap or fit into the shirt pocket
- Freedom of movement within the range of IR power radiator
- No limit to the receiver number within the IR power radiation range
- Works without errors, even in bright sunlight
- Used with disposable batteries (2×AA alkaline batteries, not included)
- No power consumption when headphone is disconnected
- Measurement mode for easy checking of radiator coverage
- Can be equipped with alarm system to prevent loss
- Can work with HCS-5300 digital infrared wireless conference system and achieve up to 1+3 channels infrared wireless simultaneous interpretation

HCS-5100RA is a series of IR receivers, which can receive up to 32 language channels, only for disposable battery. The receiver is equipped with channel selector, volume control, power switch, Ø 3.5 mm stereo earphone jack. A LCD displays channel number with language name, received signal intensity, battery capacity and volume.

Controls and Indicators

- LCD displays channel number, language name, battery capacity, signal intensity and volume
- Power switch
- Channel selector buttons
- Volume control buttons

Interconnections

- Ø 3.5 mm stereo earphone jack

Technical Specifications

System Specifications

Modulation	DQPSK, according to IEC 61603-7
Modulation frequency	Carriers 0 to 5..... 2 to 6 MHz, according to IEC 61603-7 Carriers 6 and 7..... up to 8 MHz
Frequency response	20 Hz to 10 kHz (-3dB) at standard quality; 20 Hz to 20 kHz (-3dB) at perfect quality
THD at 1 KHz	<0.05%
Isolation	>80 dB
Dynamic range	>80 dB
Weighted SNR	>80 dBA
Input range	-12 dBV ~ +12 dBV (adjustable)

Electrical

IR irradiance level	4 mW/m ² per carrier
Angle of sensitivity	270°
Headphone output level at 2.4 V	450 mVrms (speech at maximum volume, 32 Ohm headphone)
Headphone output freq. range	20 Hz to 20 kHz
Headphone output impedance	32 Ohm to 2 kOhm
Max. SNR	>80 dBA
Supply voltage	1.8 V to 3.6 V, nominal 2.4 V
Power consumption	Normal (at 2.4 V)..... 38 mA (32 Ohm headphone) Headphone jack unplugged..... 0 mA
Battery life	70 hours

Mechanical

Dimensions h x w x d (mm)	155 × 46 × 24
Weight	
Excl. batteries	80 g
Incl. batteries	135 g

Color.....Black/White

Ordering Information

HCS-5100RA/04.....	4 CHs Digital Infrared Receiver (LCD, language display, 2xAA alkaline cells, black)
HCS-5100RA/08.....	8 CHs Digital Infrared Receiver (LCD, language display, 2xAA alkaline cells, black)
HCS-5100RA/16.....	16 CHs Digital Infrared Receiver (LCD, language display, 2xAA alkaline cells, black)
HCS-5100RA/32.....	32 CHs Digital Infrared Receiver (LCD, language display, 2xAA alkaline cells, black)
HCS-5100RA_W/04.....	4 CHs Digital Infrared Receiver (LCD, language display, 2xAA alkaline cells, white)
HCS-5100RA_W/08.....	8 CHs Digital Infrared Receiver (LCD, language display, 2xAA alkaline cells, white)
HCS-5100RA_W/16.....	16 CHs Digital Infrared Receiver (LCD, language display, 2xAA alkaline cells, white)
HCS-5100RA_W/32.....	32 CHs Digital Infrared Receiver (LCD, language display, 2xAA alkaline cells, white)

HCS-5100CHG/60 IR Receiver Charging Case



Features

- Used for charging IR receivers (HCS-5100R)
- Charges 60 pcs of IR receivers per charging
- Uses universal power supply with automatic voltage matching

Controls and Indicators

- Power switch
- Charging indicator on the receiver

Interconnections

- Power output interface
- Power input interface
- Charging lattices

Technical Specifications

Electrical

Power supply.....AC 100 V-120 V 60 Hz or AC 220 V-240 V 50 Hz
 Power consumption.....125 W (60 receivers charging)
 Power consumption (standby)....7 W (no receiver in charging case)

Mechanical

Dimensions h x w x d (mm).....260 × 610 × 405
 Net weight.....14.5 kg (w/o IR receiver)
 Color.....Blue

Ordering Information

HCS-5100CHG/60.....IR Receiver Charging Case (60 pcs/case)

HCS-5100KS IR Receiver Storage Case



Features

- Used for storing and transporting IR receivers
- Every case can store up to 100 IR receivers

Technical Specifications

Mechanical

Dimensions h x w x d (mm).....205 × 669 × 307
 Net weight.....6.0 kg (w/o IR receiver)
 Gross weight.....14.0 kg (w/100 pcs IR receivers, w/o battery)
 Color.....Blue

Ordering Information

HCS-5100KS.....IR Receiver Storage Case (100 pcs/case)

BNC Connector



Features

- Used to connect HCS-5100M/N and HCS-5100T/S or between HCS-5100T/S
- Used with RG-59 Coaxial-cable

Ordering Information

BNC Connector.....BNC Connector (plug)

HCS-5100PA Headphone



Features

- Used with the receiver or a conference unit
- Hi-Fi sound quality
- 32 Ω × 2, Ø 3.5 mm stereo plug
- Frequency response: 20 Hz to 20 kHz
- Sensitivity: ≥108 dBA/1 mW

Ordering Information

HCS-5100PA.....Headphone

EP-820AS Single Earphone



Features

- Used with the receiver or a conference unit
- Hi-Fi sound quality
- Ø 3.5 mm stereo plug
- 32 Ω (Tip and Sleeve, Ring: NC)
- Frequency response: 50 Hz to 20 kHz
- Sensitivity: ≥102 dBA/1 mW

Ordering Information

EP-820AS.....Single Earphone (TRS connector, Ring: NC)

HCS-5100PB Headphone



Features

- Used with the receiver or a conference unit
- Hi-Fi sound quality
- 32 Ω × 2, Ø 3.5 mm stereo plug
- Frequency response: 20 Hz to 20 kHz
- Sensitivity: ≥108 dBA/1 mW

Ordering Information

HCS-5100PB.....Headphone

EP-828 Single Earphone



Features

- Used with the receiver or a conference unit
- Hi-Fi sound quality
- Ø 3.5 mm stereo plug (TRS)
- 32 Ω (Tip and Sleeve, Ring: NC)
- Frequency response: 20 Hz to 20 kHz
- Sensitivity: ≥108 dBA/1 mW

Ordering Information

EP-828.....Single Earphone (TRS connector, Ring: NC)

EP-829SW Single Earphone with Switch



Features

- Used with the receiver or a conference unit
- Excellent sound quality
- Built-in magnetic control switch
- Earshell is detachable and washable, convenient for cleaning
- Ø 3.5 mm stereo plug (TRS)
- 32 Ohm (Tip and Sleeve, Ring: NC)
- Frequency response: 20 Hz to 20 kHz
- Sensitivity: ≥108 dBA/1 mW

Ordering Information

EP-829SW.....Single Earphone (Built-in magnetic control switch, TRS connector, Ring: NC)

HCS-5100BAT-16 Ni-MH Rechargeable Battery Pack



Features

- Ni-MH rechargeable battery pack
- Suitable for HCS-5100R series digital infrared receiver

Technical Specifications

Electrical

Voltage.....2.4 V
Capacity.....1600 mAh

Mechanical

Dimensions h x w x d (mm).....51 × 27 × 15
Weight.....50 g
Color.....Green

Ordering Information

HCS-5100BAT-16.....Ni-MH Rechargeable Battery Pack

Coaxial-cable



Features

- Equivalent impedance: 75 Ohm
- Ø 5 mm (RG-59)
- Ø 7 mm (RG-6/U)
- Length of per roll: 300 meter

Ordering Information

RG-59.....Coaxial-cable (75 Ω)
RG-6/U.....Coaxial-cable (75 Ω)

HCS-851A/02 Interpreter Booth



HCS-851A/02



HCS-851K

Features

- Compliant to ISO 4043
- Odorless, antistatic, fire-retardant material
- Optimum insulation and sound absorption
- Hinged door (with observation window 0.20 m × 0.22 m), opens outwards, operates silently
- Two front windows and two side windows (dimensions: 0.76 m × 0.85 m each); lower edge of the window: 0.80 m from booth floor
- Booth to hall (and vice versa) - sound pressure level difference: >18 dB (1 kHz)
- Reverberation time inside the booth: between 0.3 and 0.5 s (octave bands from 125 Hz to 4000 Hz, booth unoccupied)
- Ventilation system of interpretation booth uses low-noise exhaust fan
- Internal dimensions of the booth h × w × d (cm): 200 × 167 × 160, accommodates two interpreters
- Shipping needs HCS-851K Interpreter Booth Shipping Case
 - ♦ Dimensions of HCS-851K h × w × d (cm): 98×206×74
 - ♦ Weight (incl. the booth): 300 kg

Ordering Information

HCS-851A/02.....Interpreter Booth (accommodates 2 interpreters)

HCS-851K.....Interpreter Booth Shipping Case (for HCS-851A/02)

HCS-851A/03 Interpreter Booth



HCS-851A/03



HCS-851K



HCS-851KT

Features

- Compliant to ISO 4043
- Odorless, antistatic, fire-retardant material
- Optimum insulation and sound absorption
- Hinged door (with observation window 0.20 m × 0.22 m), opens outwards, operates silently
- Three front windows and two side windows (dimensions: 0.76 m × 0.85 m each); lower edge of the window: 0.80 m from booth floor
- Booth to hall (and vice versa) - sound pressure level difference: >18 dB (1 kHz)
- Reverberation time inside the booth: between 0.3 and 0.5 s (octave bands from 125 Hz to 4000 Hz, booth unoccupied)
- Ventilation system of interpretation booth uses low-noise exhaust fan
- Internal dimensions h × w × d (cm): 200×250×160, accommodates three interpreters
- Shipping needs HCS-851K and HCS-851KT Interpreter Booth Shipping Case
 - ◆ Dimensions of HCS-851K h × w × d (cm): 98×206×74
 - ◆ Dimensions of HCS-851KT h × w × d (cm): 37×210×97
 - ◆ Weight (incl. the booth): 400 kg

Ordering Information

HCS-851A/03.....Interpreter Booth (accommodates 3 interpreters)

HCS-851KT.....Interpreter Booth Shipping Case
(for HCS-851A/03, HCS-851K needed)